

Scaled data based on original data using
LM-79-08 Approved Method: Electrical and Photometric Measurements of Solid-
State Lighting Products

Test Report Prepared for
Cooper Lighting Solutions
(formerly Eaton)

Brand: McGRAW-EDISON

Report Number: P386595

Luminaire Tested: **GWC-SA2B-730-U-T3**

Issue Date: 3/3/2020

Test Information

Test Method: LM-79-08
Report Number: P386595
TEST IS SCALED FROM IESNA LM-79-08 TEST DATA (G2-1903-205-14)
Test Lab: INNOVATION CENTER
Issue Date: 3/3/2020
Manufacturer: COOPER LIGHTING SOLUTIONS (FORMERLY EATON)
Product Line: MCGRAW-EDISON
Catalog Number: GWC-SA2B-730-U-T3
Description: GALLEON WALL LUMINAIRE
(2) 70 CRI, 3000K, 800mA LIGHTSQUARES WITH 16 LEDS EACH AND TYPE III OPTICS
Light Source: -
Ballast/Driver: ELECTRONIC DRIVER

Summary

Lumens per Lamp: N/A
Luminaire Lumens: 10864 lumens
Efficiency: N/A
Efficacy: 126.3 lumens/watt
Luminous Opening: Rectangular (W 1' x L: 0.5' x H: 0')
IES Classification: Type III - Short
BUG Rating: B2 - U0 - G2

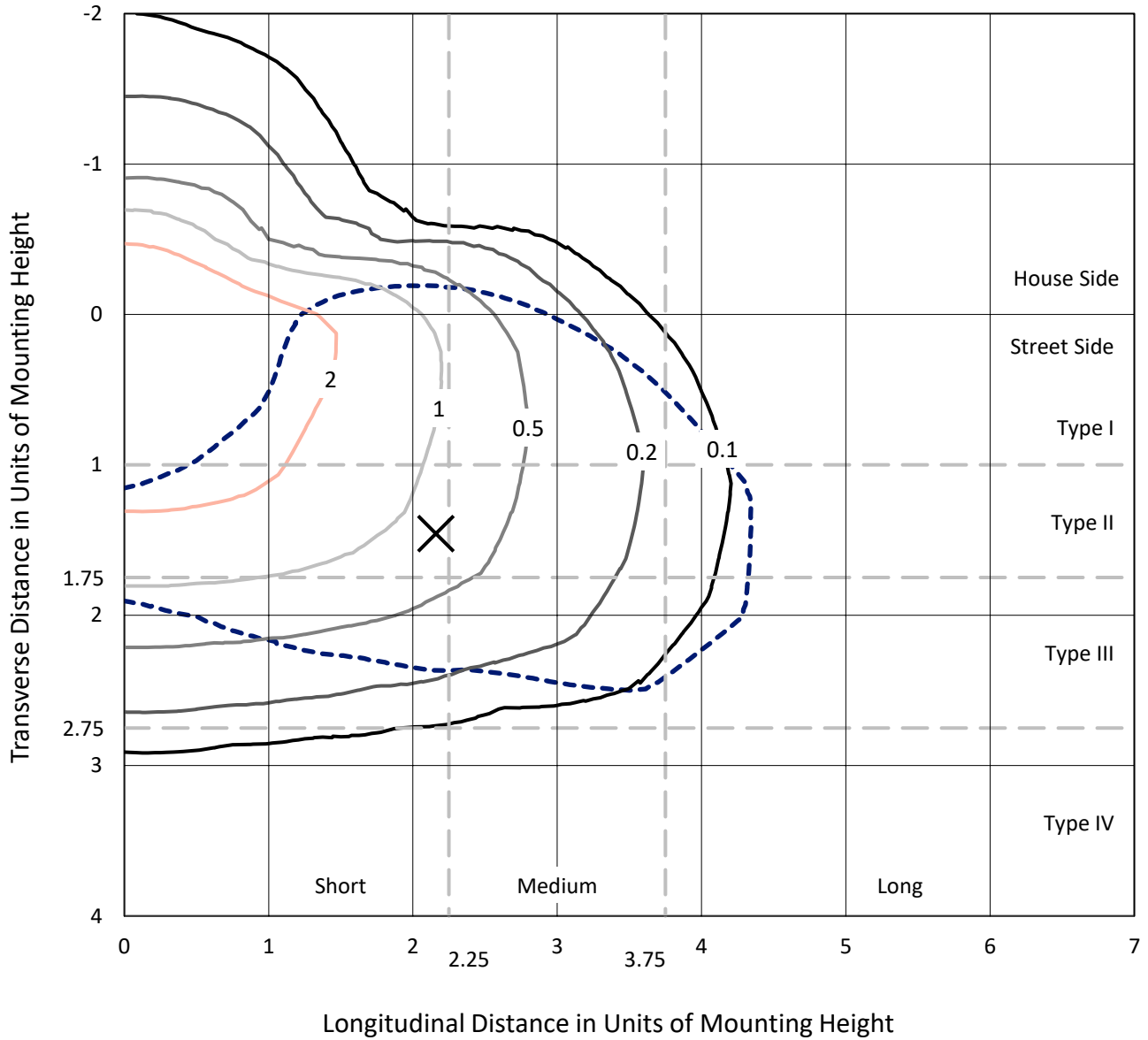
Input Watts (W): 86
Input Voltage (V): NR
Input Current (A_{in}): NR
Voltage Rise (V): NR
Power Factor: NR
Total Harmonic Distortion (THDi): NR
Frequency (hertz): 60
Stabilization Time: NR
Operation Time: NR
Ambient Temperature (°C): NR
Test Distance: 24 FT



REPORT NUMBER: P386595
 CATALOG NUMBER: GWC-SA2B-730-U-T3

Iso-Footcandle Lines of Horizontal Illumination

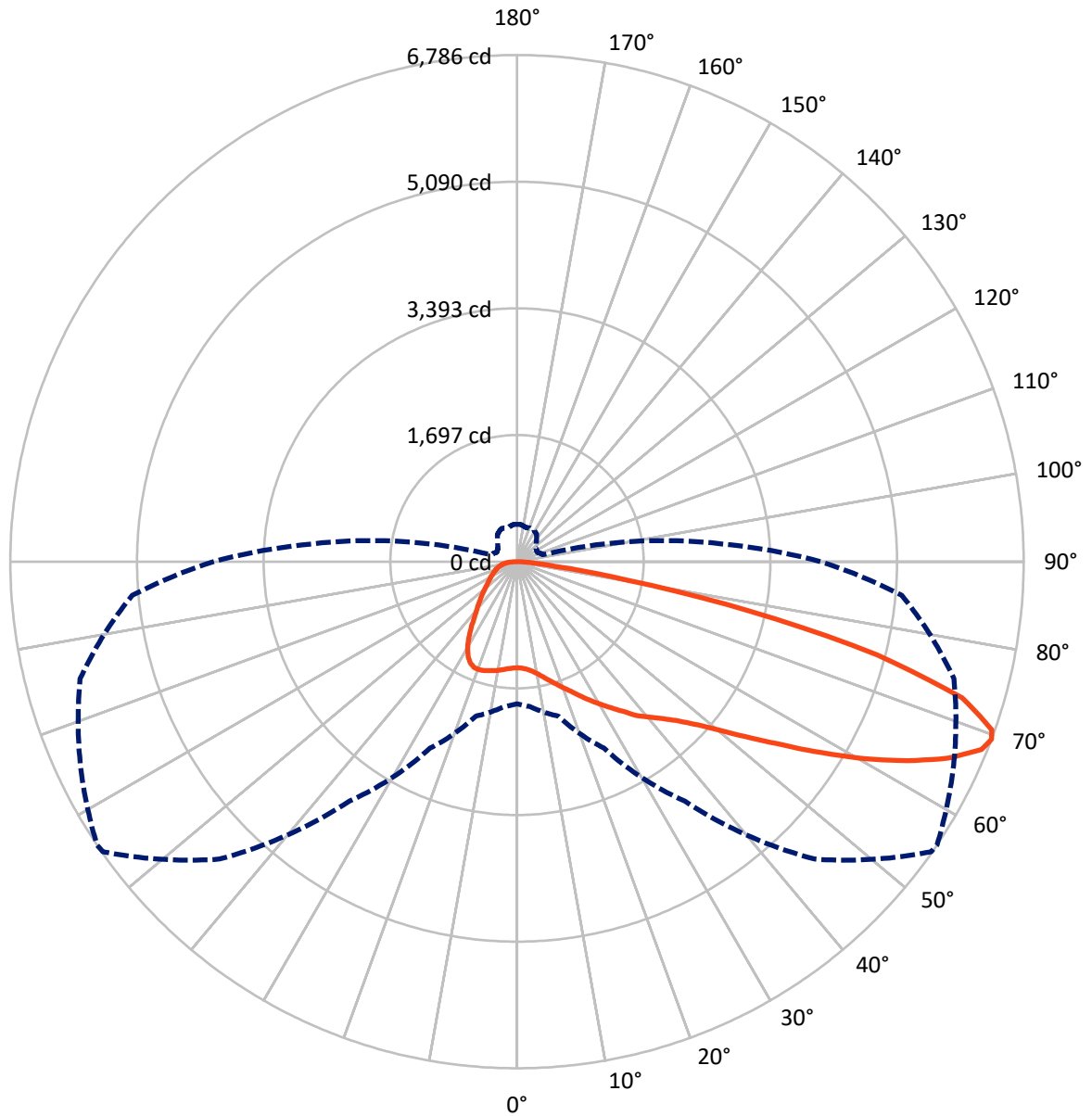
× Max cd
 - - - 1/2 Max cd



Based on 20 foot mounting height. Maximum calculated value = 3.9 fc
 Type III - Short - N/A

REPORT NUMBER: P386595
CATALOG NUMBER: GWC-SA2B-730-U-T3

Luminous Intensity Polar Plot



— Vertical Plane Through 56-Deg Lateral - - - Horizontal Cone Through 69-Deg Vertical



REPORT NUMBER: P386595

CATALOG NUMBER: GWC-SA2B-730-U-T3

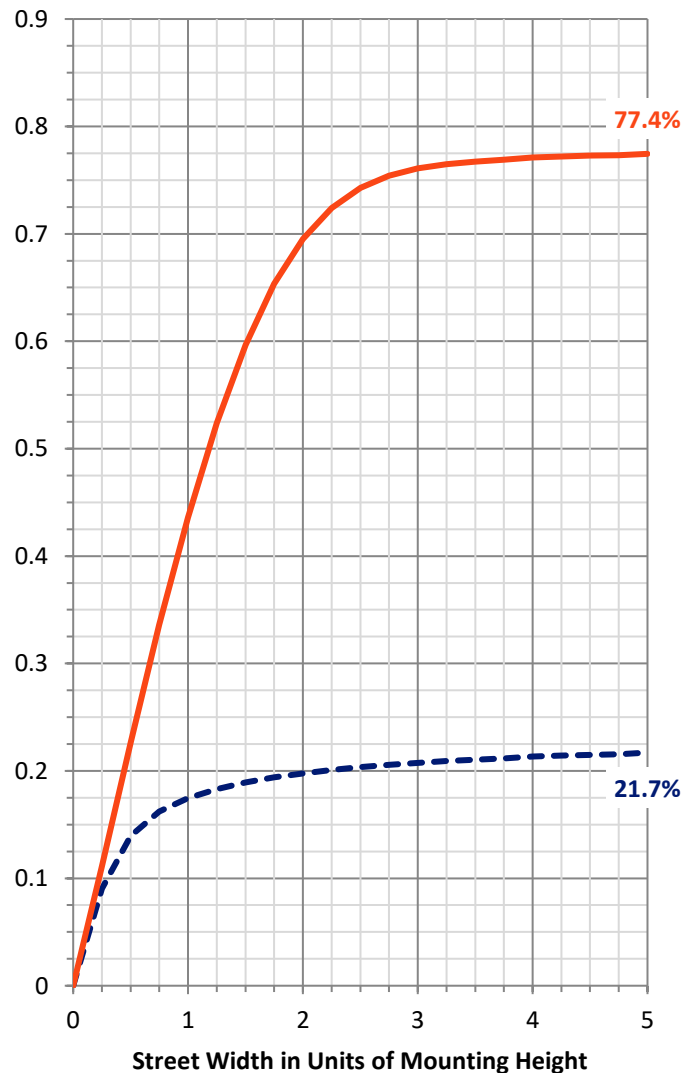
FLUX DISTRIBUTION:

		Downward	Upward	Total
House Side	Lumens	2419.4	0.0	2419.4
	% Fixture	22.3	0.0	22.3
Street Side	Lumens	8444.6	0.0	8444.6
	% Fixture	77.7	0.0	77.7
Total	Lumens	10864.0	0.0	10864.0
	% Fixture	100.0	0.0	100.0

Coefficient of Utilization

ZONAL LUMENS:

Zone	Lumens	% Fixture
0°-10°	139.5	1.3
10°-20°	448.6	4.1
20°-30°	783.0	7.2
30°-40°	1124.8	10.4
40°-50°	1556.6	14.3
50°-60°	2280.7	21.0
60°-70°	2780.6	25.6
70°-80°	1537.3	14.2
80°-90°	212.9	2.0
90°-100°	0.0	0.0
100°-110°	0.0	0.0
110°-120°	0.0	0.0
120°-130°	0.0	0.0
130°-140°	0.0	0.0
140°-150°	0.0	0.0
150°-160°	0.0	0.0
160°-170°	0.0	0.0
170°-180°	0.0	0.0
0°-90°	10864.0	100.0
0°-180°	10864.0	100.0



REPORT NUMBER: P386595

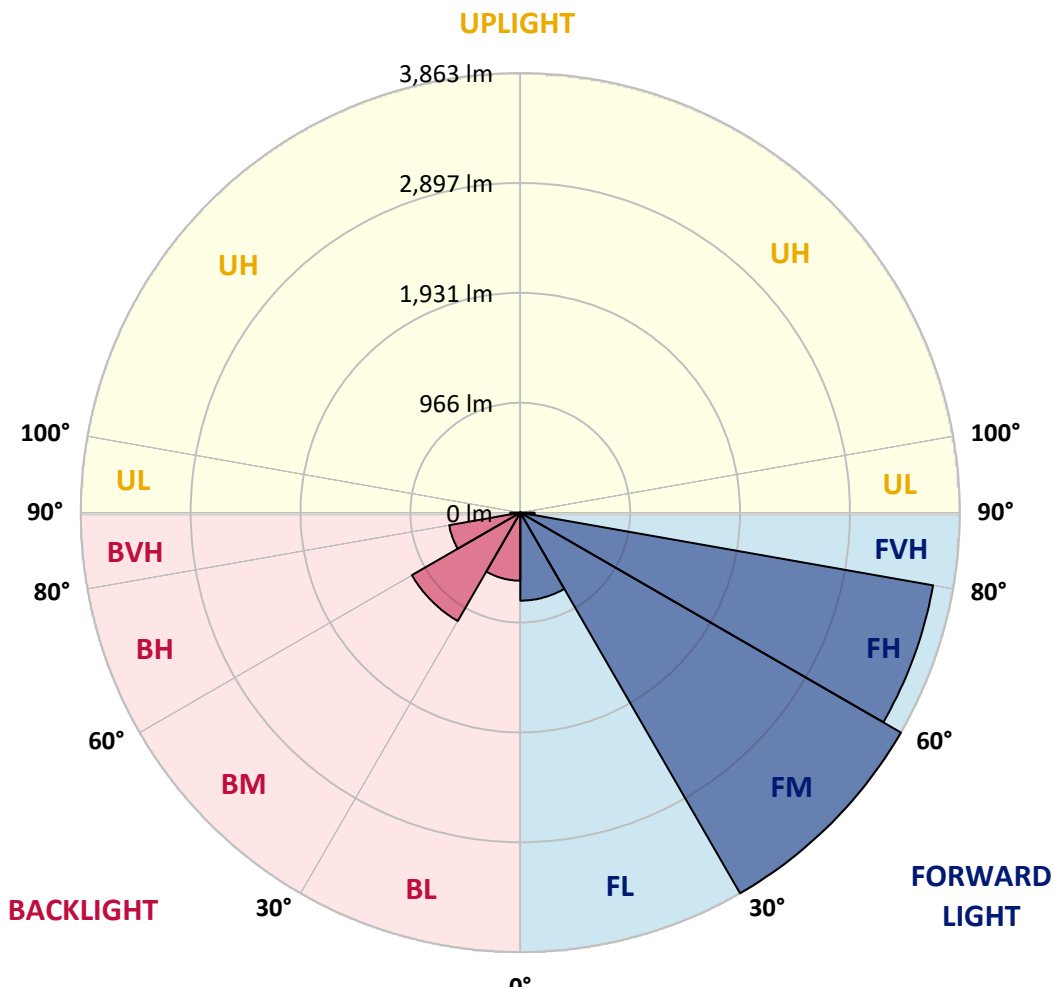
CATALOG NUMBER: GWC-SA2B-730-U-T3

LUMINAIRE CLASSIFICATION SYSTEM LUMEN TABLE AND BUG RATING:

Zone	Lumens	% Fixture	Zone Rating/Lumen Limit		
			B	U	G
FL (0°-30°)	773.2	7.1			
FM (30°-60°)	3862.6	35.6			
FH (60°-80°)	3683.4	33.9			G2/5000
FVH (80°-90°)	125.4	1.2			G2/225
BL (0°-30°)	597.9	5.5	B2/1000		
BM (30°-60°)	1099.6	10.1	B2/2500		
BH (60°-80°)	634.4	5.8	B2/1000		G2/1000
BVH (80°-90°)	87.5	0.8			G1/100
UL (90°-100°)	0.0	0.0		U0/0	
UH (100°-180°)	0.0	0.0		U0/0	

BUG Rating: B2-U0-G2

Type III Short





REPORT NUMBER: P386595

CATALOG NUMBER: GWC-SA2B-730-U-T3

CANDELA DISTRIBUTION (FULL):

	0°	5°	15°	25°	35°	45°	55°	56°	65°	75°	85°
0°	1420.3	1420.3	1420.3	1420.3	1420.3	1420.3	1420.3	1420.3	1420.3	1420.3	1420.3
2.5°	1429.3	1430.8	1429.7	1432.7	1429.3	1431.5	1429.7	1429.7	1428.5	1425.2	1421.4
5°	1451.7	1454.7	1452.9	1455.9	1451.7	1452.5	1449.1	1449.1	1445.8	1438.6	1431.2
7.5°	1486.9	1490.3	1488.8	1491.8	1486.2	1486.2	1481.7	1481.3	1474.6	1463.0	1454.4
10°	1528.8	1533.3	1531.8	1536.3	1531.8	1533.3	1528.8	1528.8	1519.9	1503.4	1492.5
12.5°	1589.8	1595.5	1591.3	1591.0	1589.1	1592.1	1588.3	1587.6	1579.4	1556.9	1541.9
15°	1671.4	1677.4	1668.8	1668.1	1657.6	1656.5	1656.5	1655.3	1650.1	1623.2	1598.5
17.5°	1765.4	1767.2	1759.8	1747.8	1734.3	1725.7	1724.6	1727.6	1727.6	1696.1	1656.8
20°	1857.4	1860.8	1854.8	1841.3	1824.1	1811.4	1802.4	1808.4	1808.0	1770.6	1714.8
22.5°	1957.7	1965.6	1956.6	1939.4	1919.2	1905.0	1889.2	1894.5	1894.9	1848.8	1771.7
25°	2087.6	2080.5	2074.9	2050.6	2021.7	2007.1	1992.5	1997.8	1996.3	1933.0	1830.5
27.5°	2202.5	2204.0	2196.5	2170.7	2137.4	2105.2	2104.4	2107.8	2102.2	2020.6	1885.9
30°	2336.1	2336.9	2326.4	2303.2	2266.9	2225.3	2215.6	2221.2	2209.2	2103.7	1944.3
32.5°	2469.0	2472.7	2461.1	2433.0	2403.9	2353.3	2333.9	2337.6	2307.7	2188.7	2004.5
35°	2585.4	2590.6	2586.9	2568.1	2536.3	2492.9	2469.7	2467.5	2430.4	2292.7	2084.2
37.5°	2704.0	2708.9	2704.8	2689.0	2676.3	2630.3	2617.9	2617.9	2553.6	2399.0	2185.7
40°	2826.0	2833.5	2828.6	2806.9	2796.1	2775.1	2745.5	2738.4	2668.8	2526.6	2351.1
42.5°	2939.4	2949.1	2968.6	2955.9	2933.8	2936.8	2877.3	2873.5	2822.6	2715.2	2558.8
45°	3100.3	3114.6	3147.5	3137.8	3133.3	3116.8	3046.1	3042.7	3023.2	2969.0	2816.7
47.5°	3275.9	3295.3	3354.8	3356.7	3405.0	3373.9	3277.7	3266.1	3270.6	3272.9	3131.4
50°	3437.5	3458.9	3556.6	3602.6	3716.4	3723.1	3569.3	3558.8	3576.4	3628.0	3498.2
52.5°	3566.7	3593.6	3715.6	3857.8	4052.8	4108.2	3928.2	3920.3	3933.4	4022.5	3912.9
55°	3661.4	3690.5	3823.4	4082.4	4393.8	4491.5	4341.4	4333.9	4342.1	4455.5	4363.8
57.5°	3683.4	3690.5	3883.3	4233.6	4681.6	4916.2	4847.0	4832.0	4791.6	4890.4	4861.6
60°	3579.8	3608.2	3833.9	4286.7	4904.3	5335.0	5375.5	5356.7	5243.3	5324.2	5301.0
62.5°	3369.4	3420.3	3649.4	4205.9	4991.5	5677.1	5893.8	5871.3	5676.0	5728.4	5616.8
65°	3025.9	3047.6	3288.2	3927.1	4880.7	5896.0	6356.0	6344.8	6098.9	6016.9	5675.2
67.5°	2411.3	2452.1	2656.5	3344.4	4427.5	5870.2	6713.4	6712.3	6375.1	6124.0	5468.3
69°	1905.0	1947.3	2141.9	2754.9	3917.7	5634.1	6773.3	6786.4	6452.9	6058.8	5172.6
70°	1518.7	1567.8	1701.4	2320.4	3465.2	5322.7	6723.5	6747.1	6438.0	5951.4	4899.8
72.5°	646.3	686.0	781.1	1196.1	2111.9	3974.6	6147.5	6236.6	6091.0	5446.9	4049.5
75°	282.2	294.5	337.6	487.7	937.5	2163.2	4815.9	4980.6	5208.2	4604.1	3016.5
77.5°	206.6	211.8	235.4	286.3	420.7	817.0	3097.0	3192.8	3756.0	3350.3	1850.3
80°	159.8	163.6	181.9	210.3	274.7	330.5	1412.4	1494.8	2111.9	1720.8	770.6
82.5°	127.2	129.9	142.6	154.9	189.7	200.2	468.9	520.2	779.6	475.3	204.0
85°	118.3	121.3	125.8	113.0	121.6	117.5	202.8	212.2	235.4	186.8	85.3
87.5°	53.5	63.2	124.6	88.0	64.7	51.6	83.1	86.8	97.7	98.1	37.8
90°	0.0	0.0	0.0	0.0	0.0	0.0	0.0	0.0	0.0	0.0	0.0



REPORT NUMBER: P386595

CATALOG NUMBER: GWC-SA2B-730-U-T3

CANDELA DISTRIBUTION (continued):

	90°	95°	105°	115°	125°	135°	145°	155°	165°	175°	180°
0°	1420.3	1420.3	1420.3	1420.3	1420.3	1420.3	1420.3	1420.3	1420.3	1420.3	1420.3
2.5°	1423.7	1422.6	1424.4	1419.9	1425.5	1425.2	1423.3	1424.0	1427.8	1427.4	1427.8
5°	1432.3	1431.5	1433.8	1430.4	1437.1	1439.4	1439.8	1443.1	1447.3	1448.4	1448.4
7.5°	1454.0	1454.0	1455.1	1450.6	1455.1	1454.7	1452.9	1456.2	1460.3	1460.7	1460.3
10°	1491.4	1491.8	1489.9	1478.3	1474.6	1464.5	1455.1	1455.5	1460.7	1464.8	1466.0
12.5°	1538.6	1537.1	1528.8	1507.5	1491.8	1471.2	1461.5	1461.1	1466.3	1469.7	1470.8
15°	1592.5	1588.3	1567.0	1532.2	1504.5	1484.3	1468.6	1464.8	1461.8	1458.1	1458.5
17.5°	1643.4	1634.0	1598.5	1550.2	1521.0	1494.0	1463.7	1439.4	1422.6	1412.8	1409.8
20°	1695.0	1676.7	1625.4	1567.0	1530.0	1480.9	1422.6	1373.1	1342.5	1328.2	1325.6
22.5°	1742.2	1712.6	1650.5	1584.6	1522.9	1436.8	1345.1	1273.2	1230.6	1211.5	1213.0
25°	1788.2	1747.0	1676.7	1597.0	1486.9	1358.9	1237.3	1149.0	1099.6	1078.2	1077.5
27.5°	1828.6	1781.8	1705.1	1586.8	1419.9	1248.1	1109.7	1023.6	982.4	964.1	961.1
30°	1875.0	1825.6	1742.9	1548.3	1321.9	1120.2	985.0	924.4	895.2	876.9	873.5
32.5°	1931.5	1885.1	1774.0	1478.3	1196.5	986.5	887.7	845.4	818.9	798.3	794.5
35°	2013.9	1963.7	1781.8	1378.0	1058.8	881.0	816.3	772.8	736.9	710.3	707.7
37.5°	2117.2	2062.2	1763.9	1248.1	925.2	812.5	756.7	703.2	656.4	619.0	613.0
40°	2266.1	2183.0	1714.1	1098.4	826.7	759.7	698.7	637.7	579.7	535.9	527.3
42.5°	2445.0	2324.9	1637.7	949.5	754.5	706.2	641.1	565.5	510.1	479.0	474.6
45°	2672.6	2472.3	1531.8	819.2	683.4	652.7	579.0	509.4	474.9	452.1	448.4
47.5°	2932.3	2637.8	1420.7	713.3	623.1	602.6	529.2	484.3	457.0	439.0	435.6
50°	3251.5	2824.5	1302.8	626.5	562.5	542.3	505.6	470.4	448.7	434.9	431.5
52.5°	3611.6	3035.2	1217.8	558.0	512.4	497.8	493.3	463.0	445.4	434.9	431.5
55°	3999.3	3249.7	1126.1	500.4	468.9	473.1	485.0	463.7	451.7	439.0	434.1
57.5°	4387.4	3471.2	1024.0	451.7	434.5	454.7	479.4	465.2	455.1	442.7	438.3
60°	4694.3	3611.6	865.7	410.9	407.2	434.5	465.9	454.0	440.9	441.2	440.5
62.5°	4837.6	3604.1	690.9	374.6	379.9	407.2	444.2	436.4	425.5	440.1	441.2
65°	4757.2	3424.4	537.8	341.7	350.7	378.7	421.8	427.8	431.5	459.6	463.3
67.5°	4419.6	3074.9	416.5	312.9	324.1	359.3	424.0	465.9	470.8	500.4	500.0
69°	4070.4	2747.0	361.9	297.9	311.0	364.2	453.2	490.3	471.9	503.4	498.9
70°	3777.7	2487.7	332.7	287.8	305.0	372.8	472.7	489.9	466.3	493.3	485.8
72.5°	2909.5	1789.7	282.2	269.1	284.8	356.7	478.3	479.0	453.2	458.5	445.7
75°	1995.5	1131.0	246.3	243.6	254.1	321.5	460.3	457.7	419.2	411.7	401.2
77.5°	1100.3	574.5	209.2	219.3	226.4	284.8	418.4	414.7	382.9	367.1	363.4
80°	424.4	251.5	176.6	195.0	199.5	246.6	366.8	363.4	336.8	316.6	311.0
82.5°	160.2	131.7	146.0	168.8	167.3	203.6	310.6	308.8	282.9	253.4	244.4
85°	74.1	79.0	115.6	139.2	128.4	150.8	248.5	251.9	220.4	185.3	185.3
87.5°	31.4	44.2	82.0	105.2	86.5	101.8	182.3	174.0	159.8	110.8	104.0
90°	0.0	0.0	0.0	0.0	0.0	0.0	0.0	0.0	0.0	0.0	0.0

Signify Classified - Internal
Cooper Lighting Solutions Photometric Lab
1121 Highway 74 South
Peachtree City, GA 30269

Scaled Data Report



Report Generated By 670245982

Signify Classified - Internal
Cooper Lighting Solutions Photometric Lab
1121 Highway 74 South
Peachtree City, GA 30269

Scaled Data Report



Signify Classified - Internal
Cooper Lighting Solutions Photometric Lab
1121 Highway 74 South
Peachtree City, GA 30269

Scaled Data Report



Signify Classified - Internal
Cooper Lighting Solutions Photometric Lab
1121 Highway 74 South
Peachtree City, GA 30269

Scaled Data Report





--- HS — SS

Signify Classified - Internal
Cooper Lighting Solutions Photometric Lab
1121 Highway 74 South
Peachtree City, GA 30269

Scaled Data Report



u

Signify Classified - Internal
Cooper Lighting Solutions Photometric Lab
1121 Highway 74 South
Peachtree City, GA 30269

Scaled Data Report



Signify Classified - Internal
Cooper Lighting Solutions Photometric Lab
1121 Highway 74 South
Peachtree City, GA 30269

Scaled Data Report



(END OF REPORT)